

46 200m Individual Medley Men Final

Official

☰ Qualified
☰ Heats
☰ Summary
📄

1 heat Final 13 years

Started at: 05:27 PM (+ 2 min)

Official

Lane	Competitor	Age	Club	RT	PTS	Rank	Result
0	Kento Wangford	13	Parn...	0.68		8	2:32.98 Entry: 2:34.91 -1.93
	50m: 31.01 100m: 1:12.01 (41.00) 150m: 1:58.84 (46.83) 200m: 2:32.98 (34.14)						
1	Manson Meng	13	Wait...	0.62		7	2:27.60 Entry: 2:31.30 -3.70
	50m: 29.74 100m: 1:08.72 (38.98) 150m: 1:53.01 (44.29) 200m: 2:27.60 (34.59)						
2	Dominic Barton	13	Nort...	0.75		6	2:27.04 Entry: 2:29.61 -2.57
	50m: 32.36 100m: 1:11.35 (38.99) 150m: 1:56.48 (45.13) 200m: 2:27.04 (30.56)						
3	Michael Yang	13	Phoe...	0.67		4	2:22.76 Entry: 2:27.23 -4.47
	50m: 31.08 100m: 1:08.73 (37.65) 150m: 1:47.02 (38.29) 200m: 2:22.76 (35.74)						
4	Grayson Coulter	13	Nort...	0.65		1	2:14.96 13yrs ... Entry: 2:15.10 -0.14
	50m: 27.26 100m: 1:01.05 (33.79) 150m: 1:44.01 (42.96) 200m: 2:14.96 (30.95)						
5	Tyrell Nemeth-Ford (V)	13	Austr...	0.58		2	2:20.01 Entry: 2:24.94 -4.93
	50m: 29.84 100m: 1:06.44 (36.60) 150m: 1:48.37 (41.93) 200m: 2:20.01 (31.64)						
6	Finn Aloua	13	Unite...	0.64		3	2:20.86 Entry: 2:28.26 -7.40
	50m: 30.03 100m: 1:08.12 (38.09) 150m: 1:47.11 (38.99) 200m: 2:20.86 (33.75)						
7	Noah Lomas	13	Swi...	0.66		5	2:26.85 Entry: 2:30.38 -3.53
	50m: 29.91 100m: 1:07.75 (37.84) 150m: 1:52.10 (44.35) 200m: 2:26.85 (34.75)						
8	Lucas Wong	13	Howi...	0.62		10	2:33.78 Entry: 2:33.04 +0.74
	50m: 32.53 100m: 1:11.60 (39.07) 150m: 1:57.63 (46.03) 200m: 2:33.78 (36.15)						
9	Jk Wang	13	Coas...	0.60		9	2:33.06 Entry: 2:34.99 -1.93
	50m: 32.03 100m: 1:11.14 (39.11) 150m: 1:57.77 (46.63) 200m: 2:33.06 (35.29)						

2 heat Final 14 years

Started at: 05:32 PM (+ 3 min)















Official

Lane	Competitor	Age	Club	RT	PTS	Rank	Result
------	------------	-----	------	----	-----	------	--------

0	Austin Aves	14	Parn... 0.81	10	2:26.32 Entry: 2:27.03 -0.71
	50m: 30.35 200m: 2:26.32 (35.40)		100m: 1:06.04 (35.69) 150m: 1:50.92 (44.88)		
1	Henry Wang	14	Nort... 0.66	4	2:22.90 Entry: 2:26.10 -3.20
	50m: 30.39 200m: 2:22.90 (31.71)		100m: 1:08.22 (37.83) 150m: 1:51.19 (42.97)		
2	Michael Chen	14	Parn... 0.71	8	2:26.20 Entry: 2:25.33 +0.87
	50m: 28.88 200m: 2:26.20 (35.66)		100m: 1:07.23 (38.35) 150m: 1:50.54 (43.31)		
3	William Callow	14	Aqua... 0.73	3	2:20.11 Entry: 2:23.48 -3.37
	50m: 30.86 200m: 2:20.11 (32.52)		100m: 1:06.27 (35.41) 150m: 1:47.59 (41.32)		
4	TeRauroha Paki	14	Nort... 0.64	1	2:12.95 Entry: 2:17.29 -4.34
	50m: 27.23 200m: 2:12.95 (31.68)		100m: 1:00.15 (32.92) 150m: 1:41.27 (41.12)		
5	Jaiah Otene	14	Stratf... 0.71	2	2:19.17 Entry: 2:22.65 -3.48
	50m: 30.23 200m: 2:19.17 (32.91)		100m: 1:07.35 (37.12) 150m: 1:46.26 (38.91)		
6	Kase Glintmeyer	14	Coas... 0.71	5	2:23.45 Entry: 2:23.82 -0.37
	50m: 29.33 200m: 2:23.45 (34.47)		100m: 1:05.63 (36.30) 150m: 1:48.98 (43.35)		
7	James Boocock	14	Nels... 0.74	7	2:26.14 Entry: 2:26.10 +0.04
	50m: 29.91 200m: 2:26.14 (33.32)		100m: 1:06.16 (36.25) 150m: 1:52.82 (46.66)		
8	Kyan Pennington	14	Phoe... 0.72	6	2:25.66 Entry: 2:26.34 -0.68
	50m: 30.39 200m: 2:25.66 (32.79)		100m: 1:08.28 (37.89) 150m: 1:52.87 (44.59)		
9	Rick Zhao	14	Howi... 0.66	8	2:26.20 Entry: 2:28.08 -1.88
	50m: 31.39 200m: 2:26.20 (33.88)		100m: 1:10.78 (39.39) 150m: 1:52.32 (41.54)		

3 heat		Final 15 years		Started at: 05:36 PM (+ 3 min)		Official	
Lane	Competitor	Age	Club	RT	PTS	Rank	Result
0	Michael Brady	15	Nort... 0.64	10	2:25.87 Entry: 2:21.36 +4.51		
	50m: 29.89 200m: 2:25.87 (35.25)		100m: 1:08.22 (38.33) 150m: 1:50.62 (42.40)				
1	Lucas Bell	15	Tasm... 0.71	2	2:11.94 Entry: 2:19.94 -8.00		
	50m: 28.24 200m: 2:11.94 (30.83)		100m: 1:03.63 (35.39) 150m: 1:41.11 (37.48)				
2	Soeren Wells	15	Whar... 0.74	7	2:17.26 Entry: 2:19.67 -2.41		
	50m: 29.06 200m: 2:17.26 (32.52)		100m: 1:03.35 (34.29) 150m: 1:45.39 (42.04)				













200m: 2:17.26 (31.87)









3	 Andrew Feng	15	 Nort...	0.63	6	2:17.10 Entry: 2:17.74 -0.64
	50m: 29.07 200m: 2:17.10 (31.93)		100m: 1:05.07 (36.00) 150m: 1:45.17 (40.10)			
4	 Luojingxi Chen	15	 Nga ...	0.67	1	2:11.44 Entry: 2:15.02 -3.58
	50m: 28.12 200m: 2:11.44 (31.84)		100m: 1:01.40 (33.28) 150m: 1:39.60 (38.20)			
5	 Declan Broadfoot	15	 Pirat...	0.65	3	2:13.44 Entry: 2:17.03 -3.59
	50m: 28.02 200m: 2:13.44 (31.94)		100m: 1:01.73 (33.71) 150m: 1:41.50 (39.77)			
6	 Yaron Nodanche (V)	15	 Dum...	0.72	5	2:16.11 Entry: 2:17.80 -1.69
	50m: 28.37 200m: 2:16.11 (31.38)		100m: 1:05.85 (37.48) 150m: 1:44.73 (38.88)			
7	 Sebastian Segers	15	 Unite...	0.74	8	2:18.21 Entry: 2:19.78 -1.57
	50m: 28.23 200m: 2:18.21 (33.70)		100m: 1:02.65 (34.42) 150m: 1:44.51 (41.86)			
8	 Danny Sun	15	 Unite...	0.74	4	2:16.00 Entry: 2:20.39 -4.39
	50m: 28.71 200m: 2:16.00 (32.60)		100m: 1:04.90 (36.19) 150m: 1:43.40 (38.50)			
9	 Jethrow Yoon	15	 Phoe...	0.63	9	2:22.60 Entry: 2:21.86 +0.74
	50m: 30.09 200m: 2:22.60 (34.61)		100m: 1:09.07 (38.98) 150m: 1:47.99 (38.92)			

4
heat**Final 16 years**

Started at: 05:42 PM (+ 4 min)

Official

Lane	Competitor	Age	Club	RT	PTS	Rank	Result
0	 John Park	16	 St P...	0.67		9	2:21.78 Entry: 2:21.44 +0.34
	50m: 28.90 200m: 2:21.78 (34.06)		100m: 1:06.59 (37.69) 150m: 1:47.72 (41.13)				
1	 Flyn Beattie	16	 Mt M...	0.72		7	2:17.55 Entry: 2:18.63 -1.08
	50m: 27.82 200m: 2:17.55 (32.14)		100m: 1:02.99 (35.17) 150m: 1:45.41 (42.42)				
2	 Zack Pask	16	 Liz v...	0.72		6	2:17.32 Entry: 2:17.85 -0.53
	50m: 29.94 200m: 2:17.32 (33.26)		100m: 1:04.40 (34.46) 150m: 1:44.06 (39.66)				
3	 Neo Salomonsson	16	 Kiwi ...	0.70		3	2:12.52 Entry: 2:16.66 -4.14
	50m: 26.28 200m: 2:12.52 (30.09)		100m: 1:00.74 (34.46) 150m: 1:42.43 (41.69)				
4	 Ariel Muchirahondo	16	 Swi...	0.70		1	2:04.08 16yrs ... Entry: 2:05.75 -1.67
	50m: 26.14 200m: 2:04.08 (30.56)		100m: 56.95 (30.81) 150m: 1:33.52 (36.57)				
5	 Nemanja Markovic	16	 Rosk...	0.64		2	2:12.30 Entry: 2:13.19 -0.89

	50m: 27.68 200m: 2:12.30 (31.06)	100m: 1:03.28 (35.60)	150m: 1:41.24 (37.96)	
6	 Orlando Hardie	16  Hamil... 0.68	4 2:14.83 Entry: 2:17.22 -2.39	
	50m: 27.22 200m: 2:14.83 (32.00)	100m: 1:02.52 (35.30)	150m: 1:42.83 (40.31)	
7	 Rylind Wheeler	16  Nort... 0.63	8 2:18.43 Entry: 2:18.63 -0.20	
	50m: 28.59 200m: 2:18.43 (32.47)	100m: 1:07.18 (38.59)	150m: 1:45.96 (38.78)	
8	 Elwin Bao	16  Nort... 0.69	5 2:16.99 Entry: 2:19.47 -2.48	
	50m: 30.05 200m: 2:16.99 (31.61)	100m: 1:05.73 (35.68)	150m: 1:45.38 (39.65)	
9	 Aleksandr Kivilev	16  Whar... 0.66	10 2:22.59 Entry: 2:21.81 +0.78	
	50m: 29.31 200m: 2:22.59 (33.28)	100m: 1:06.91 (37.60)	150m: 1:49.31 (42.40)	